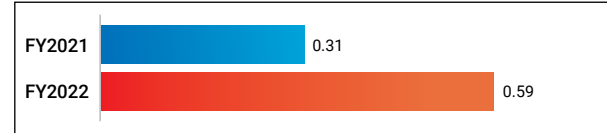


# Key Financial Trends

## Employees (NUMBER)



## Net Profit per Branch (₹ IN CRORE)



## Branches (NUMBER)



## Earnings per Share (IN ₹)



## Business per Employee (₹ IN CRORE)



## Book value per Share (IN ₹)



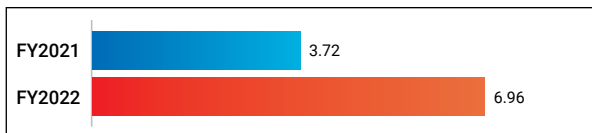
## Gross Profit per Employee (₹ IN LACS)



## Interest Income / Average Working Funds (IN %)



## Net Profit per Employee (₹ IN LACS)



## Interest Expenses/AWF (IN %)




## Business per Branch (₹ IN CRORE)



## Interest Spread /AWF (IN %)

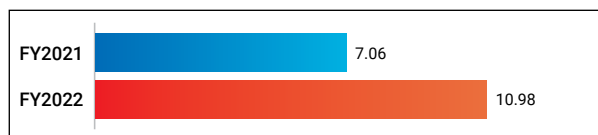
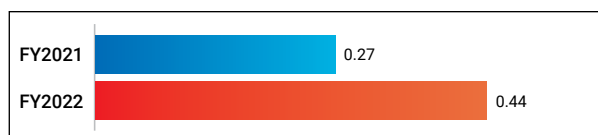
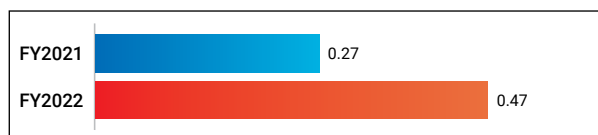


## Gross Profit per Branch (₹ IN CRORE)



## Non-Interest Income /AWF (IN %)



**Operating Expense/AWF (IN %)****Cost of Deposits (IN %)****Cost Income Ratio (IN %)****Credit Deposit Ratio (IN %)****Gross (Operating) Profit /AWF (IN %)****Capital Adequacy Ratio (Basel III) (IN %)****Return on Average Net Worth (IN %)****Tier I Capital (IN %)****Return on Terminal Assets (IN %)****Tier II Capital (IN %)****Return on Average Assets (IN %)****Dividend Payout Ratio to Net Profit (IN %)****Yield on Advances (IN %)**